

Our offer

We offer hydroxyapatite nanoparticles dispersed in different solvents to be used as nanofillers in dental composites for their enamel and dentin protection activity.

Our dispersions can also be used as starting materials to coat orthopedic and dental implants, or as active fillers in bioink formulations. In these applications, they promote bone cell growth and osteointegration of implants.


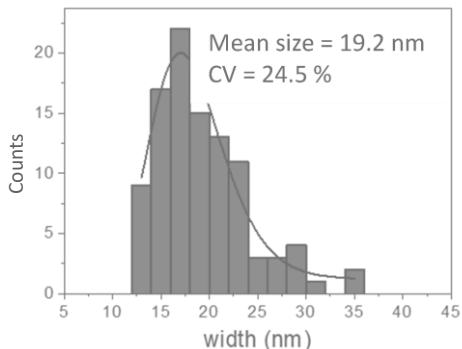
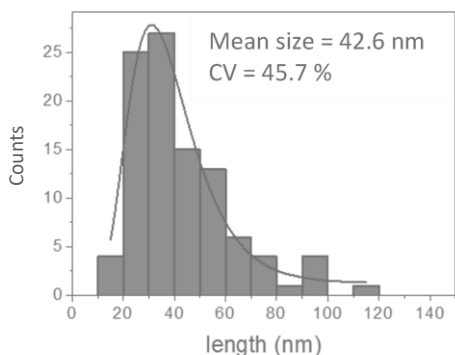
Main benefits

- High dispersion stability
- High crystallinity
- Biomimetic particle composition and morphology
- Thinner coating than by thermal plasma spray
- Full coverage of complex patterns

Main properties

Chemical formula	Ca ₅ (PO ₄) ₃ OH
Crystal structure	Hexagonal
Density (theoretical)	3.2 g/cm ³
Average particle size	20 x 40-70 nm
Refractive index (theoretical)	1.63
Dispersion solid content	20 wt. %
Dispersion medium	Water, acetone (dispersion in other media is under development)
Type of functionalization	Depends on dispersion medium and application requirements

Size distribution



Available sample size : 20 g to 100 g of dry matter

Provided data are typical values, they are not contractual

Revised 09/2019